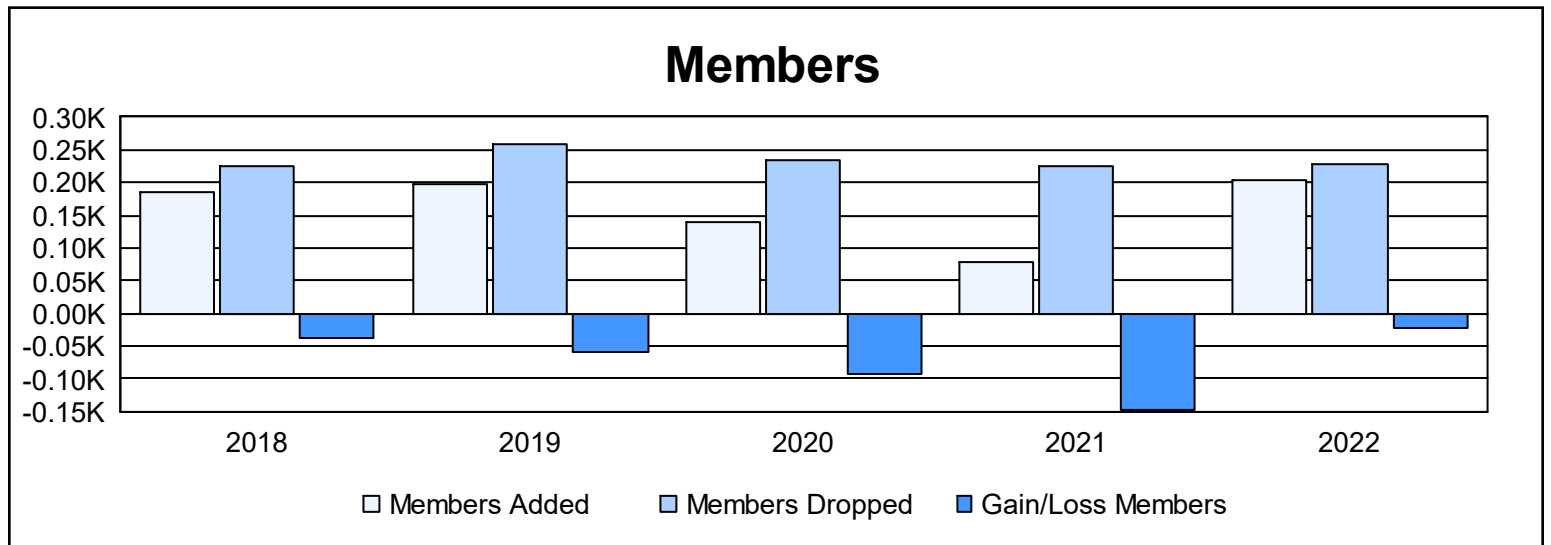
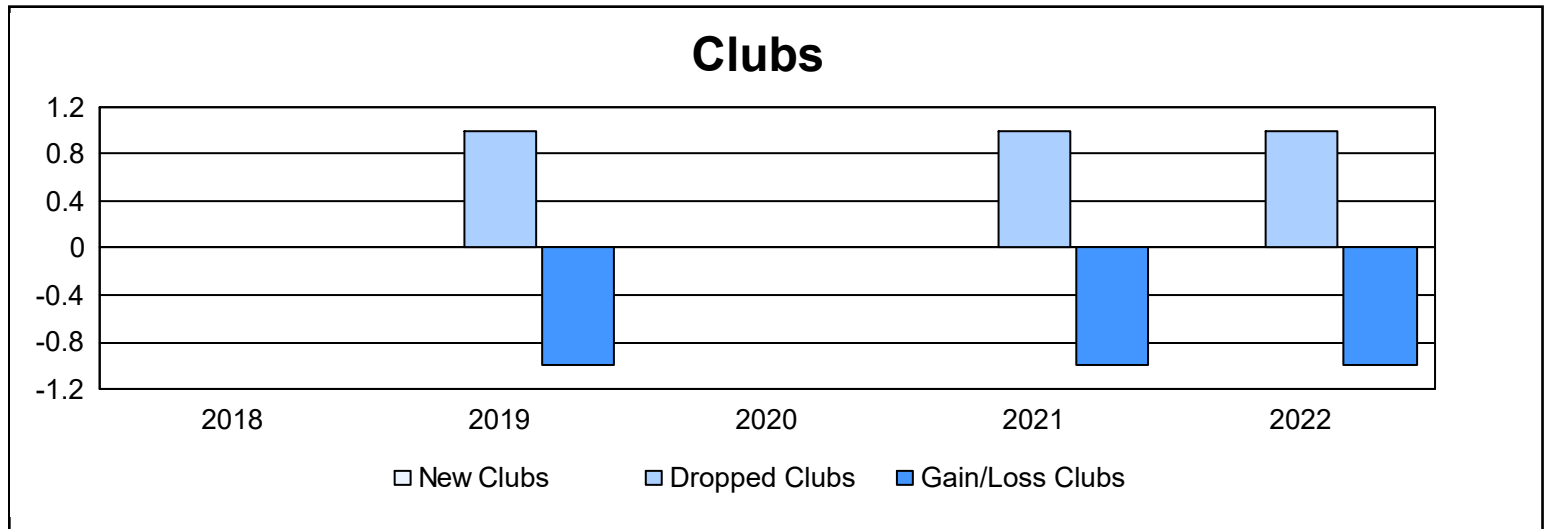
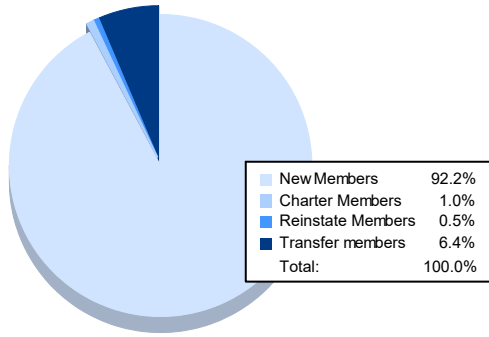


| Year | New Clubs | Dropped Clubs | Gain/ Loss Clubs | New Members | Charter Members | Reinstate Members | Transfer Members | Total Member Added | Total Members Dropped | Gain/ Loss Members |
|----------------|-----------|---------------|------------------|-------------|-----------------|-------------------|------------------|--------------------|-----------------------|--------------------|
| 2017-2018 | 0 | 0 | 0 | 177 | 1 | 0 | 8 | 186 | 225 | -39 |
| 2018-2019 | 0 | 1 | -1 | 192 | 1 | 1 | 5 | 199 | 259 | -60 |
| 2019-2020 | 0 | 0 | 0 | 135 | 1 | 1 | 4 | 141 | 234 | -93 |
| 2020-2021 | 0 | 1 | -1 | 74 | 0 | 1 | 2 | 77 | 226 | -149 |
| 2021-2022 | 0 | 1 | -1 | 188 | 2 | 1 | 13 | 204 | 227 | -23 |
| Average | 0 | 1 | -1 | 153 | 1 | 1 | 6 | 161 | 234 | -73 |



Membership Composition June 2022 Cumulative



Gender Composition June 2022 Cumulative

